



PRIVATE FOREX TRADER
weekly report
10.12.2012 – 14.12.2012

TABLE OF CONTENTS

| | |
|---------------------------------------|----|
| ABOUT PRIVATEFOREXTRADER..... | 3 |
| PERFORMANCE..... | 4 |
| PRIVATEFOREXTRADER GURU..... | 5 |
| PRIVATEFOREXTRADER CASA..... | 10 |
| PRIVATEFOREXTRADER PAMM..... | 11 |
| GET STARTED..... | 15 |
| MANAGED ACCOUNT, PAMM..... | 15 |
| HOW IT WORKS..... | 15 |
| CONDITIONS..... | 16 |
| 5 STEPS TO GET STARTED..... | 17 |
| SIGNAL RECEIVER..... | 18 |
| TRANSPARANCY AND SAFETY OF FUNDS..... | 19 |
| CONTACTS..... | 20 |



ABOUT PRIVATEFOREXTRADER



PrivateForextrader is an exclusively private Managed Forex program servicing a global client base. Our trade group employs a team of established global currency traders with extensively verifiable histories of producing consistently unparalleled profitability. Our traders maintain specialized experience in managing client capital within the spot foreign currency exchange market ("Forex").

Our firm is an established trade manager with a global client base of private individuals, institutional investors and asset allocators. Historically, our firm's trade managers have produced an unrivaled level of risk-adjusted profitability with unmatched consistency.

The PrivateForexTrader team has engineered and developed elite proprietary trading tools geared toward achieving a variety of investment objectives.

We seek to produce superior risk-adjusted returns via highly liquid currencies as managed signals through which our clients maintain full ownership and control.

Clients maintain individual fully segregated ownership and control of their trading account. PrivateForexTrader maintains "trade-only" access through which trading signals are implemented directly to client's account.

Given the evolving state of the global economic condition in combination with customary financial investments, seeking uncorrelated yet aggressive returns in the currency market have become a viably pertinent aspect of a well-diversified investment portfolio. The PrivateForexTrader satisfies the necessity for diligent investors to benefit from the opportunities prevalent in participating in the Forex market. Aggressive capital appreciation is the paramount objective of PrivateForexTrader.

The underlying methodology employed within PrivateForexTrader aims to achieve profitability regardless of the underlying market environment, including whether a particular currency pair is rising or falling.

Our firm values integrity, dedication, and the provision of unprecedented opportunity. We aim to embrace tradition, ambition, pragmatism, and most importantly discipline. It is this set of core values which define our unique business culture and distinguish us as a preeminent managed forex trading signals provider.

We want to assure you that PrivateForexTrader is a sound and diligent approach to money management, one learned by experience over the lifelong process of continued education, testing and consistency. All client funds are looked after and treated like a baby. Our trading methodology allows you the confident assurance that you won't have to "babysit" your account 24/7 so that you can sleep well at night, and your account will live to see another day.

PERFORMANCE



We understand that our Performance is a key factor to your decision making to become part of our family of offerings. Of course, “past returns are no guarantee of future returns”, but over time we have proven to be consistent and reliable. We have made it through some of the most volatile trading conditions in history and have lived to see another day, and that’s what has kept our clients happy.

All the systems below have been tested and are currently on LIVE money.

We know how you like to have a look at a detailed statement and other figures that present an account performance. Our motto is to be open to our subscribers and investors, so we give it to you. Below you will find short description of each trading strategy, detailed statement and link to the third-party verifier.

We include a review of GURU strategy, which is ranked TOP 1 among Managed accounts on FPA, you will find a lot of analysis of trades, and several different statements.

Also we include the latest CASA strategy performance, which has about 15 months of track record on real account.

Our PAMM made almost 3% this week with DD about 1%. Like last time, we dropped few words about our private pamm strategy, which we run exclusively for our PAMM clients.

PRIVATEFOREXTRADER GURU



TOP 1

PrivateForexTrader Guru is a manual trading strategy, which implements with the help of EA. Support and resistance lines are the most important, when we take a decision to open a trade. We choose the most strong and important historical levels, which brings very accurate trades.

We trade all instruments, but we prefer GBPUSD, EURUSD, AUDUSD and others. Each trade holds on average 2-4 hours, but sometimes it can be several days, we keep only profitable trades to increase return. We use dynamic Take Profit, which changes according to market conditions, and it is usually: 20-70 pips.

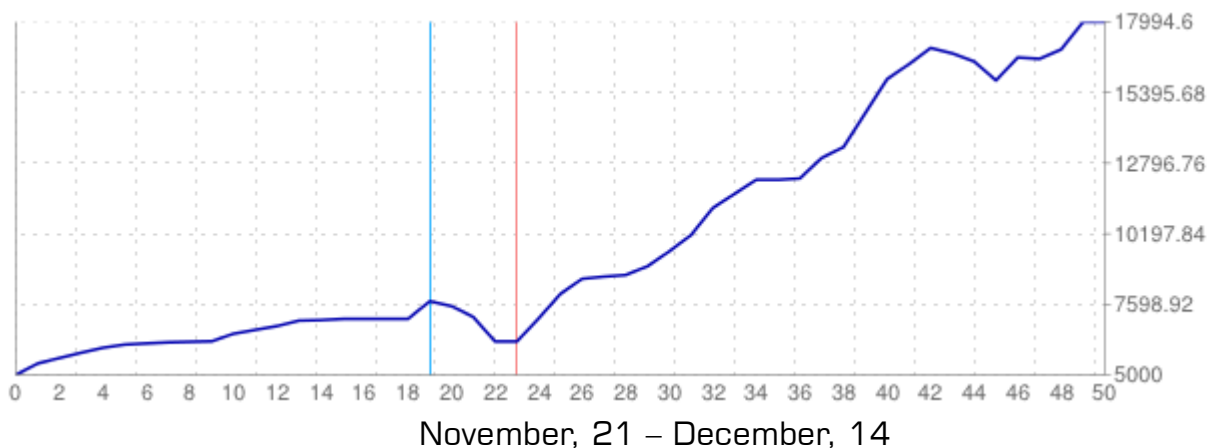
Our trading strategy generates 75% - 100% of profitable trades, but it's impossible to trade without losses, and we cut them quickly. We use hidden Stop Loss, and it is also dynamic like our Take profit, and changes with market rhythm, and don't usually exists 30-60 pips.

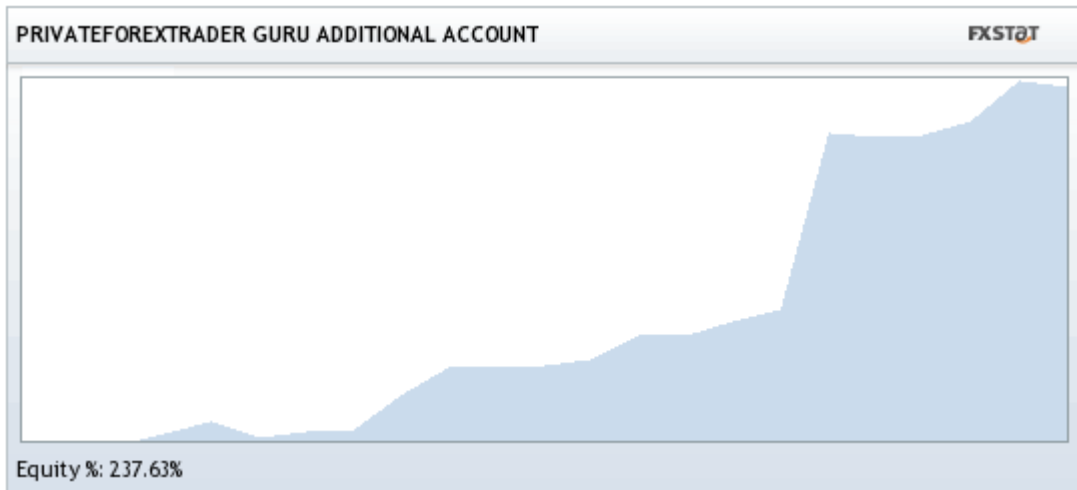
Our Profit Factor (profit factor is amount made in relation to the amount lost, a value greater than 1 means the trades have a positive net profit) is about 3-9!

Now you can make sure by your own, that our trading results are 100% transparent, verified and information-shared. Third-party is presented by FxStat. FxStat was established in April 2010 and has become one of the largest Forex analytics providers in the world. If you click on the image below, you will be forwarded to FxStat page. Some statistics is verified by FPA.

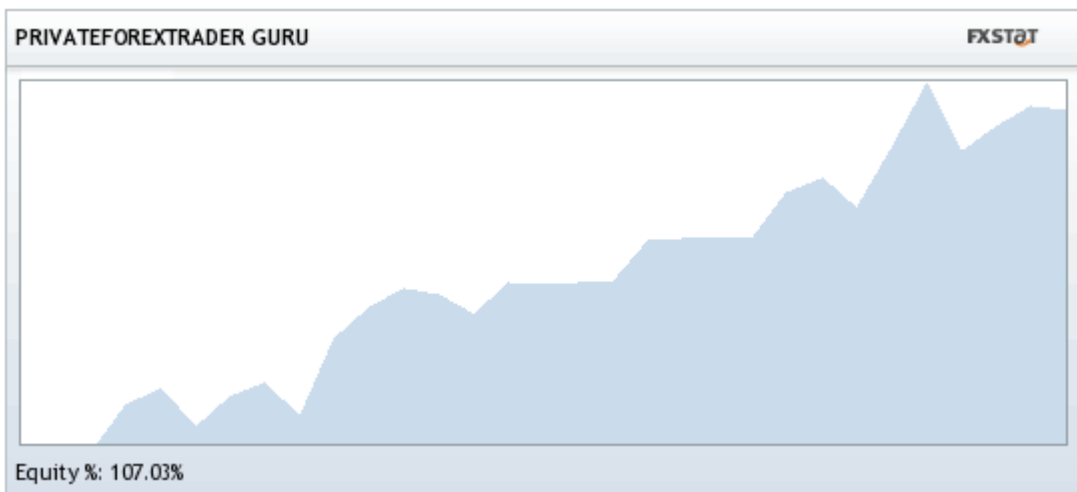
Below is performance from different accounts and brokers. Some of them were closed after good profit and moved to other broker.

All of them are clickable, each leads to performance and analytic page!

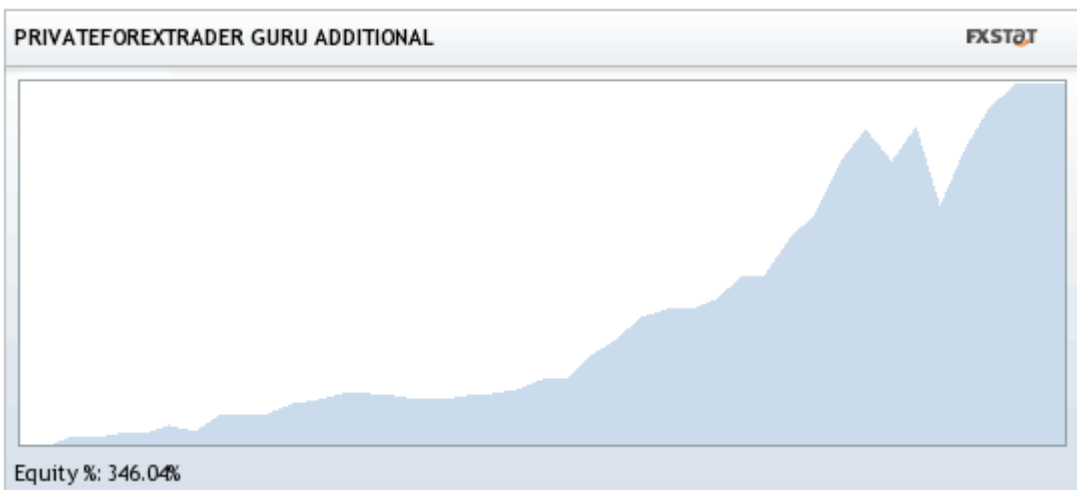




November, 2 – December, 14



September, 26 – November, 19



June, 18 – October, 15

Due to your requests, we publish 6 months GURU real account performance in one account.

[Statement](#)

Deposited: EUR250 on July, 2012. **Profit:** EUR1.5k by December, 2012

More recent detailed statements:

[Statement 1](#)

Deposited: \$14.8k on November, 2012. **Profit:** \$24.6k by December, 2012

[Statement 2](#)

Deposited: \$23k on November, 2012. **Profit:** \$15.4k by December, 2012

[Statement 3](#)

Deposited: \$10k on November, 2012. **Profit:** \$5.6k by December, 2012

See more previous statements below at different brokers:

[Additional Statement 1](#)

Deposited: \$46k on June, 2012. **Profit:** \$27k by September, 2012

[Additional Statement 2](#)

Deposited: \$38k on September, 2012. **Profit:** \$6.7k by October, 2012

[Additional Statement 3](#)

Deposited: \$250 on July, 2012. **Profit:** \$1027 by October, 2012

[Additional Statement 4](#)

Deposited: \$10k on July, 2012. **Profit:** \$24k on October, 2012

[Additional Statement 5](#)

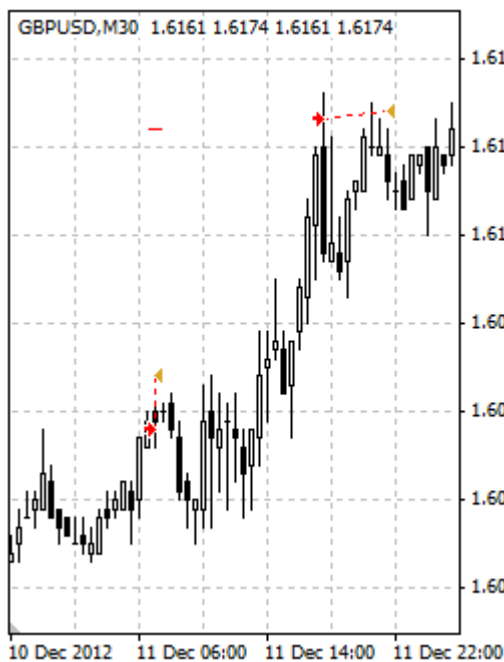
Deposited: \$39k on September, 2012. **Profit:** \$29k by November, 2012

Now we want to show you all trades, that were made on account which is monitored TOP 1 among real accounts on FPA. We do it to demonstrate you how we see the market, how professionally we take profit and loss. Such trading is more risky, than we usually run on our clients' accounts.

| Open Time | Type | Size | Item | Price | S / L | T / P | Close Time | Price | Profit |
|------------------|------|------|--------|--------|--------|--------|------------------|--------|---------|
| 2012.12.10 15:12 | sell | 5.00 | gbpusd | 1.6074 | 1.6107 | 0.0000 | 2012.12.10 17:51 | 1.6078 | -200.00 |



| Open Time | Type | Size | Item | Price | S / L | T / P | Close Time | Price | Profit |
|------------------|------|------|--------|--------|--------|--------|------------------|--------|---------|
| 2012.12.11 07:06 | sell | 5.00 | gbpusd | 1.6083 | 1.6117 | 0.0000 | 2012.12.11 07:28 | 1.6089 | -300.00 |
| 2012.12.11 07:30 | buy | 5.00 | eurusd | 1.2954 | 1.2940 | 0.0000 | 2012.12.11 09:31 | 1.2940 | -700.00 |
| 2012.12.11 09:42 | buy | 5.00 | eurusd | 1.2945 | 1.2912 | 1.2970 | 2012.12.11 11:55 | 1.2962 | 850.00 |
| 2012.12.11 17:40 | sell | 5.00 | gbpusd | 1.6118 | 1.6152 | 0.0000 | 2012.12.11 21:40 | 1.6119 | -50.00 |



| Open Time | Type | Size | Item | Price | S / L | T / P | Close Time | Price | Profit |
|------------------|------|------|--------|--------|--------|--------|------------------|--------|----------|
| 2012.12.12 17:06 | buy | 5.00 | gbpusd | 1.6127 | 1.6110 | 0.0000 | 2012.12.12 18:31 | 1.6134 | 350.00 |
| 2012.12.12 19:41 | sell | 5.00 | gbpusd | 1.6152 | 1.6186 | 1.6061 | 2012.12.13 16:57 | 1.6131 | 1 050.00 |

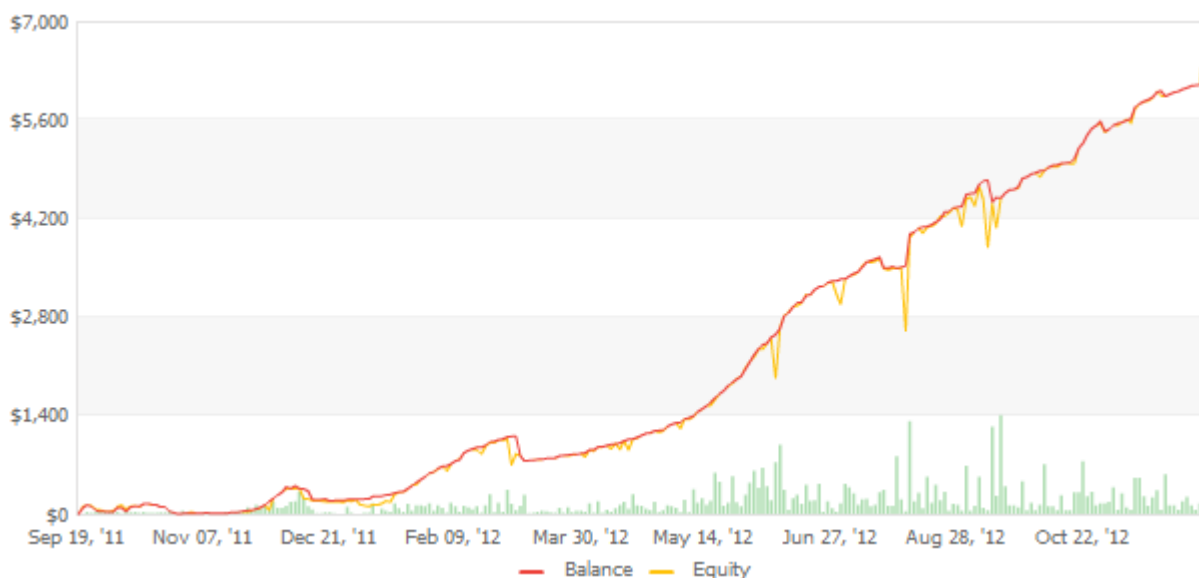


WE PUT YOUR ATTENTION ONE MORE TIME, THAT DUE TO RISK SETTINGS TRADES CAN DIFFER ON SEVERAL ACCOUNTS. INSTRUMENTS AND DIRECTION CAN BE THE SAME, BUT ENTRY AND EXIT POINTS CAN BE DIFFERENT.

PRIVATEFOREXTRADER CASA

PrivateForexTrader Casa is a 90% automated trading system with 10% help of team of traders and coders, which is successful over 14 months on a real account. It is a midterm strategy, average trade duration is 20 hours. H1 TimeFrame is used in that strategy. Entry and exit points are determined by Support-resistance levels and Fibonacci. Sometimes martingale is involved to increase profit. Average profit is about 10%, and max. DD at 15%.

Below is performance from real account. Trading was started in September 2011 with \$100, in few weeks \$500 was deposited and by now balance is over \$6.1K.



| | Jan | Feb | Mar | Apr | May | Jun | Jul | Aug | Sep | Oct | Nov | Dec |
|-------------|--------|--------|---------|--------|--------|--------|-------|--------|---------|---------|--------|-------|
| 2011 | | | | | | | | | -74.72% | -28.11% | 34.94% | 3.58% |
| 2012 | 45.86% | 54.98% | -14.72% | 24.22% | 68.61% | 34.79% | 4.76% | 25.35% | 5.04% | 13.84% | 10.13% | 1.7% |

| | | | | | |
|----------------|---|---------------------|-------------------|------------------------|--------------------|
| Trades: | 1436 | Longs Won: | (472/723) 65% | Profit Factor: | 1.79 |
| Profitability: | <div style="width: 65%; background-color: green; border: 1px solid black;"></div> | Shorts Won: | (474/713) 66% | Standard Deviation: | \$32.51 |
| Pips: | 25590.7 | Best Trade(\$): | (Aug 10) 337.51 | Sharpe Ratio: | 0.07 |
| Average Win: | 75.77 pips / \$14.68 | Worst Trade(\$): | (Mar 06) -283.53 | Z-Score (Probability): | -5.88 (99.99%) |
| Average Loss: | -94.06 pips / -\$15.80 | Best Trade (Pips): | (Nov 16) 11000.0 | Expectancy: | 17.8 Pips / \$4.28 |
| Lots: | 106.28 | Worst Trade (Pips): | (Oct 14) -13670.0 | AHPR: | 0.62% |
| Commissions: | \$0.00 | Avg. Trade Length: | 19h 29m | GHPR: | 0.29% |

PRIVATEFOREXTRADER PAMM

This week we have only 8 trades on our PAMM: 7 GURU trades, and 1 from private PAMM strategy, about which you can read below.

Our PAMM clients received almost **+2,7%** to their deposit this week with about 1% floating drawdown.

| Open Time | Type | Size | Item | Price | S / L | T / P | Close Time | Price | Commission | Taxes | Swap | Profit |
|------------------|-----------|------|--------|---------|---------|---------|------------------|---------|------------|-------|------|-----------|
| 2012.12.10 15:12 | sell | 2.00 | gbpusd | 1.60745 | 1.61071 | 0.00000 | 2012.12.10 17:51 | 1.60764 | -18.00 | 0.00 | 0.00 | -38.00 |
| 2012.12.10 21:22 | buy | 5.00 | usdjpy | 82.350 | 82.050 | 82.375 | 2012.12.10 23:09 | 82.374 | -45.00 | 0.00 | 0.00 | 145.68 |
| 2012.12.10 23:19 | buy limit | 5.00 | usdjpy | 82.330 | 82.030 | 82.395 | 2012.12.11 00:08 | 82.356 | | | | cancelled |



| Open Time | Type | Size | Item | Price | S / L | T / P | Close Time | Price | Commission | Taxes | Swap | Profit |
|------------------|-----------|------|--------|---------|---------|---------|------------------|---------|------------|-------|------|-----------|
| 2012.12.11 07:06 | sell | 2.00 | gbpusd | 1.60840 | 1.61168 | 0.00000 | 2012.12.11 07:28 | 1.60874 | -18.00 | 0.00 | 0.00 | -68.00 |
| 2012.12.11 07:30 | buy | 2.00 | eurusd | 1.29530 | 1.29350 | 0.00000 | 2012.12.11 09:35 | 1.29414 | -18.00 | 0.00 | 0.00 | -232.00 |
| 2012.12.11 09:42 | buy | 2.00 | eurusd | 1.29445 | 1.29115 | 1.29700 | 2012.12.11 11:55 | 1.29631 | -18.00 | 0.00 | 0.00 | 372.00 |
| 2012.12.11 17:40 | sell | 2.00 | gbpusd | 1.61184 | 1.61518 | 0.00000 | 2012.12.11 21:40 | 1.61174 | -18.00 | 0.00 | 0.00 | 20.00 |
| 2012.12.11 22:16 | buy limit | 5.00 | usdjpy | 82.456 | 82.150 | 82.550 | 2012.12.11 22:41 | 82.550 | | | | cancelled |

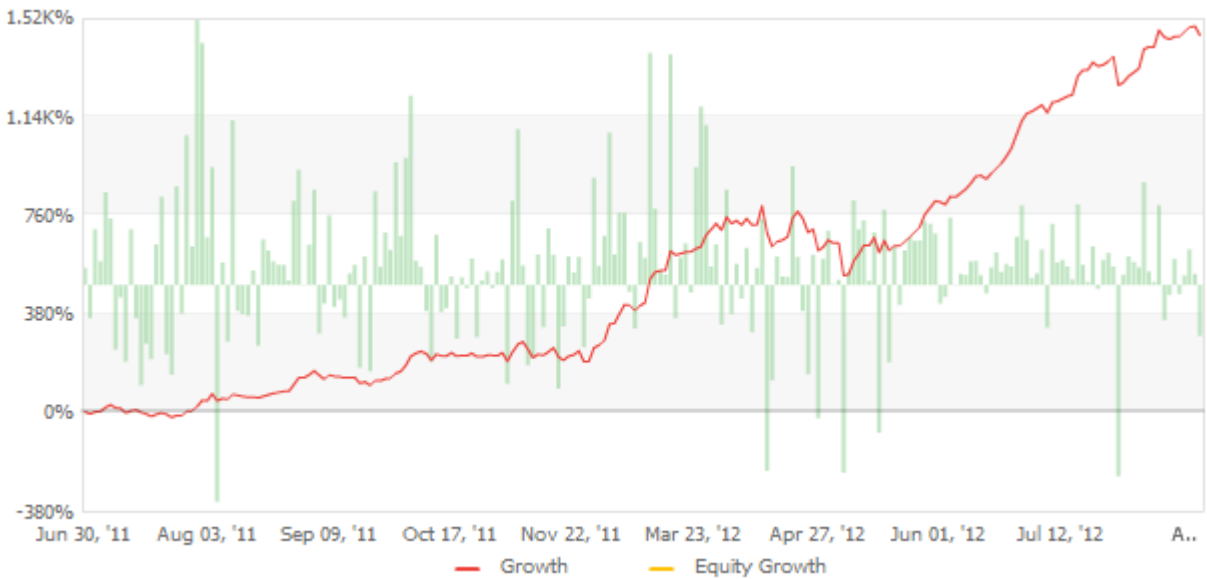




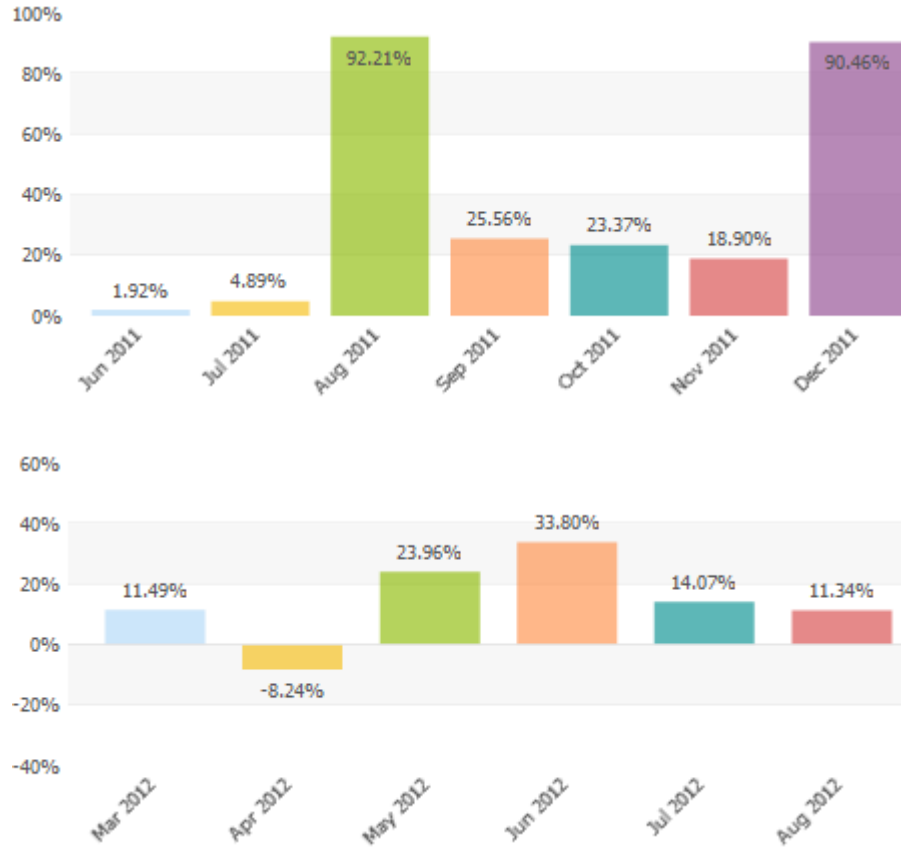
| Open Time | Type | Size | Item | Price | S / L | T / P | Close Time | Price | Commission | Taxes | Swap | Profit |
|------------------|------|------|--------|---------|---------|---------|------------------|---------|------------|-------|--------|--------|
| 2012.12.12 17:06 | buy | 2.00 | gbpusd | 1.61252 | 1.61100 | 0.00000 | 2012.12.12 18:31 | 1.61345 | -18.00 | 0.00 | 0.00 | 186.00 |
| 2012.12.12 19:41 | sell | 2.00 | gbpusd | 1.61525 | 1.61855 | 1.60610 | 2012.12.13 16:57 | 1.61289 | -18.00 | 0.00 | -10.80 | 472.00 |



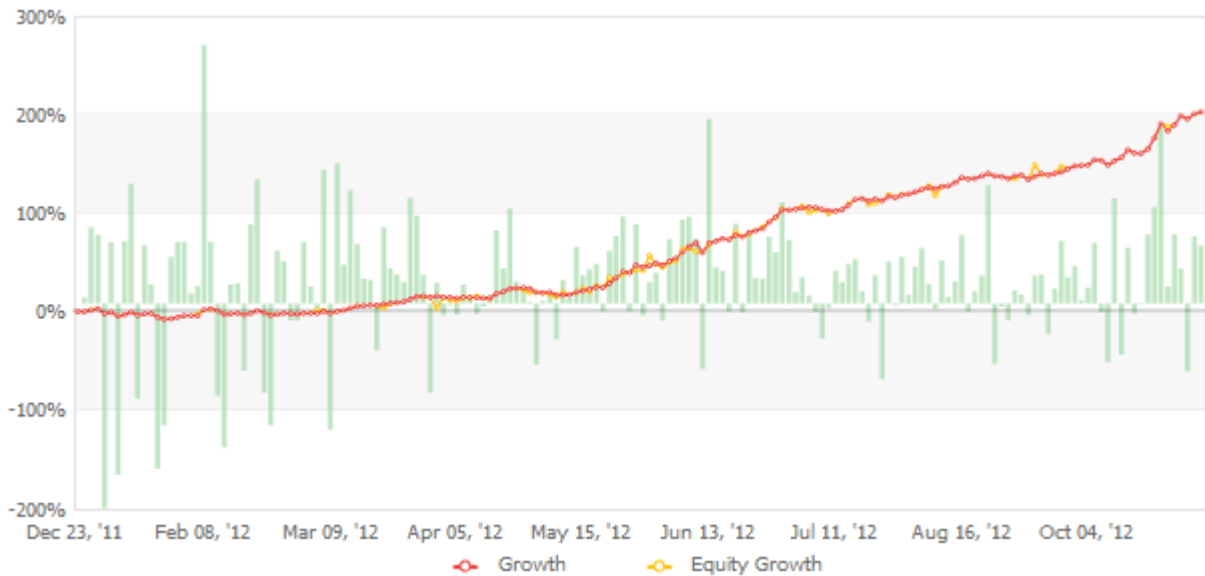
Private pamm strategy which is available only for PAMM clients has about 23 months of verified track record. Due to security reasons we can't describe the strategy, but we can show you the performance on 2 real accounts.



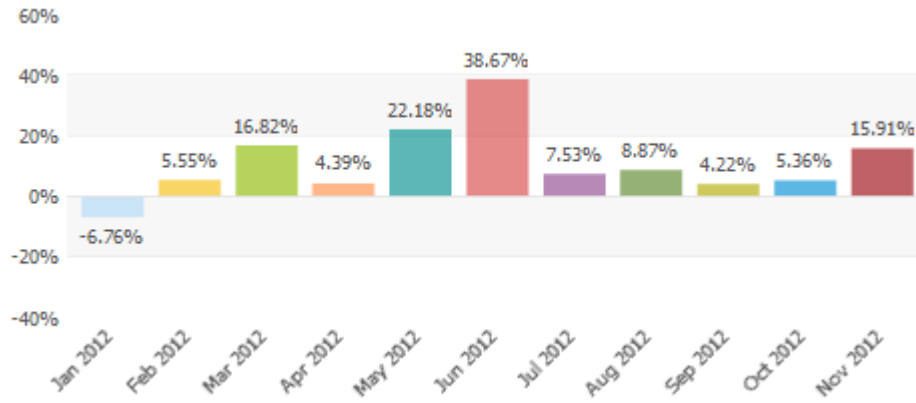
| | | | | | |
|----------------|---|---------------------|-----------------|------------------------|----------------|
| Trades: | 1627 | Longs Won: | (419/787) 53% | Profit Factor: | 1.43 |
| Profitability: | <div style="width: 30%; background-color: green; border: 1px solid black;"></div> <div style="width: 70%; background-color: red; border: 1px solid black;"></div> | Shorts Won: | (417/840) 49% | Standard Deviation: | 📊 |
| Pips: | 1959.0 | Best Trade(\$): | 📊 | Sharpe Ratio: | 0.10 |
| Average Win: | 8.20 pips / 📊 | Worst Trade(\$): | 📊 | Z-Score (Probability): | -5.98 (99.99%) |
| Average Loss: | -6.19 pips / 📊 | Best Trade (Pips): | (Aug 04) 57.2 | Expectancy: | 1.2 Pips / 📊 |
| Lots: | 📊 | Worst Trade (Pips): | (May 04) -107.3 | AHPR: | 0.19% |
| Commissions: | 📊 | Avg. Trade Length: | 1h 6m | GHPR: | 0.02% |



Second live account



| | | | | | |
|----------------|--|---------------------|-------------------|------------------------|--------------------|
| Trades: | 450 | Longs Won: | (246/323) 76% | Profit Factor: | 2.23 |
| Profitability: | <div style="width: 50%; height: 10px; background: linear-gradient(to right, green, red);"></div> | Shorts Won: | (85/127) 66% | Standard Deviation: | \$202.40 |
| Pips: | 901.7 | Best Trade(\$): | (Nov 22) 1190.92 | Sharpe Ratio: | 0.23 |
| Average Win: | 5.26 pips / \$108.92 | Worst Trade(\$): | (Nov 20) -1859.32 | Z-Score (Probability): | -4.92 (99.99%) |
| Average Loss: | -7.06 pips / -\$135.93 | Best Trade (Pips): | (Jan 20) 21.3 | Expectancy: | 2.0 Pips / \$44.17 |
| Lots: | | Worst Trade (Pips): | (Jan 10) -49.9 | AHPR: | 0.25% |
| Commissions: | -\$6717.89 | Avg. Trade Length: | 6h 6m | GHPR: | 0.07% |



New strategies are coming.. [Subscribe](#) and be the first who will know about it.

Please always mind, that **PAST PERFORMANCE IS NOT NECESSARILY INDICATIVE OF FUTURE RESULTS.**

GET STARTED



Due to overwhelming response, for a limited time only, we have decided to open our door to new investors.

There are two available ways, how an investor may gain access to our results through:

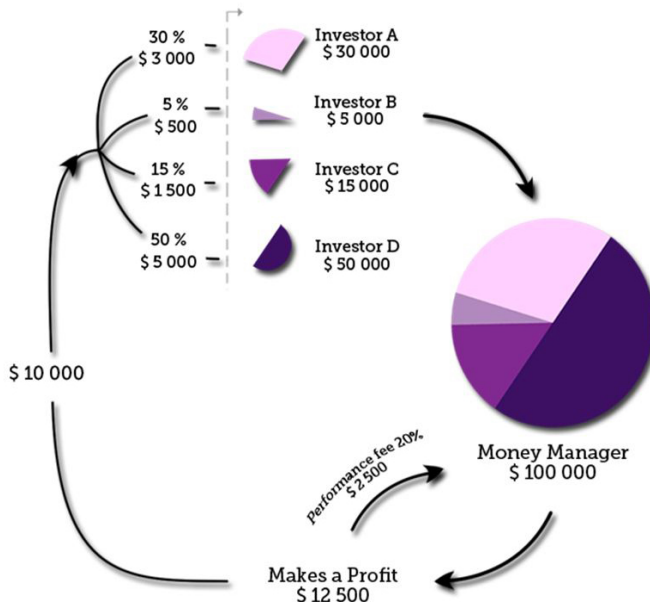
1. **MANAGED ACCOUNT, CALLED PAMM**
2. **SIGNALS RECEIVER**

MANAGED ACCOUNT, PAMM

HOW IT WORKS

PAMM describes a software application used predominantly by Forex brokers to allow their clients to attach money to a specific trader managing one or more accounts appointed on the basis of a limited power of attorney. PAMM solution allows the trader on one trading platform to manage simultaneously unlimited quantity of managed accounts. Depending on the size of the deposit each managed account has its own ratio in PAMM. Trader's activity results (trades, profit and loss) are allocated between managed accounts according to the ratio.

Because currency trading and other forms of arbitrage achieve profitability within very narrow margins, typically, a PAMM system allows more money to be brought into play while distributing the risk of one trader across (usually) multiple investors.



In this infographic example, there are four investors each with a different amount of risk capital that choose the same money manager. The money manager trades the entire capital, \$100,000 total, on one master account (the money manager can only trade the accounts; no access to the investor's funds is permitted to withdraw any money).

The money manager then makes a profit of \$12,500, and because in this example the commission fee is 20% that equals to \$2,500 in commissions for the money manager. This leaves \$110,000 in the master account. The \$10,000 profit made will now be credited back to the investors accounts based on the percentage of their share of risk capital in the pool.

CONDITIONS

- INITIAL DEPOSIT

The minimum deposit is \$25,000 USD

- PERFORMANCE FEE

You don't pay any fees unless we make you a profit! We charge 25%-35% performance fee of the profits made each month based on high watermark. If we do not make any profits, we receive no performance fee, and if we make a loss, we will not be paid until we make all money we have lost back. The Fee is paid automatically by the Broker through LPOA at the end of each month.

Fee Structure:

\$25,000-\$50,000 = 40% Performance Fee

\$50,000-\$100,000 = 35% Performance Fee

above \$100,000 = 25% Performance Fee

- BILLING CYCLE

Billing cycle will begin on the first day of the month or the day when we start managing your account and ends on the last no matter when we start managing your account. This uniformity will allow us to maintain our records in a much more efficient manner.

- HIGH WATERMARK CALCULATION

High watermark means that Private Forex Trader will only receive a performance fee when the value of a client's investment is greater than its previous value. If the value of the investment subsequently dropthenPrivateForexTrader will receive a performance fee again once the value of the investment has again reached its last value. The value is based on starting and ending monthly balances.

- TERMINATION FROM PROGRAM

In the event that you request your membership to be terminated with our service, unless otherwise specified, we shall immediately close all open positions upon receipt of your request.

- HOW TO START

If you agree with the statements above you can start right now in 3 easy steps!

STEP 1. Open and setup your own brokerage account with brokers provided below. This will be YOUR account. It is YOUR funds, as we do not ask for any funds. Only YOU can make withdrawals and deposits. Once your account is created, you will get an email from the broker with wire instructions to fund your account.



STEP 2. Register in our member-zone and send a ticket to PAMM department with your account details and other information, that you consider to be important.

STEP 3. When we receive and approve your application we start trading.

STEP 4. Download Broker's Metatrader 4 Platform and watch the trades live from your own computer or you may choose to get daily trading statement sent direct to your email address. There is Total Transparency so you see the trading daily. You may select to stop trading at any time, upload funds, make withdrawals as it is YOUR account.

STEP 5. At end of each month our fee is automatically removed from your account by broker.

[I WISH TO OPEN MY ACCOUNT NOW](#)

SIGNAL RECEIVER

One of the easiest way to start and test our service without huge investments is to run our signals. Trade entries can be placed directly to your MT4 platform at the exactly same time we enter our trades. There is no need for you to spend time waiting for email or SMS Forex Alerts to arrive, physically enter any trades, or worry about duplicating our performance. Trade duplication consists of 3 easy steps:

1. FOREX TRADING TEAM
IDENTIFIES TRADING
OPPORTUNITY

2. BUY OR SELL ORDER
IS EXECUTED IN OUR
TRADING ACCOUNT

3. TRADE IS AUTOMATICALLY
DUPLICATED INTO YOUR
TRADING ACCOUNT

You can install our PrivateForexTrader Signal Receiver on any MT4 account with any broker. All trades from our MT4 account are automatically duplicated in your MT4 account, without any work or intervention from you! One of the most innovative and exclusive features of our PrivateForexTrader experience is the auto-trading capability.

The auto-trading feature is a fully-automated trade copier trading system that enables Private Forex Trader users to draw on the wealth of knowledge and expertise of our expert traders and use tried and tested strategies to automatically copy our trades on your own MT4 trading account instantaneously.

The auto-trading systems give beginners to professional traders an opportunity to enter the Forex market with a certain level of confidence, as well as to allow more experienced traders to broaden their market activities.

TAKE ADVANTAGE NOW
AND REPLICATE
OUR RESULTS! 

[SIGN UP NOW](#)

FULL TRANSPARANCY AND SAFETY OF FUNDS



PrivateForexTrader clients maintain full ownership and control over their accounts. All client accounts are individually owned and segregated. As a result, clients retain real-time access and monitoring 24 hours a day.

PrivateForexTrader places a high degree of importance upon providing its investors with security of funds, full account transparency, and continuous access to their capital. Investors maintain the ability to monitor their trading accounts in real-time which entails viewing of all currently open positions, account balance and equity statistics, as well as the entirety of their completed trading history.

We appreciate you having downloaded and looked through our report.

If you decided to become our client, do it now and receive special cooperation terms during the first month.

Should you have any questions, please feel free to [contact us](#).

Thank you for choosing us!

Private Forex Trader

